

Opposites Day



Circle Time

- Cut out a copy of the cards on page 53. Place one card from each pair in a bag. Put the remaining cards aside. Have a child choose a card from the bag and help him identify the card. Then have students name the opposite. Finally, have youngsters pantomime or demonstrate the opposites.
- Place blue bulletin board paper (water) on the floor. Put stickers on each youngster's right shoe as a reminder. Then sing several rounds of "The Hokey-Pokey," encouraging each child to "dip" the appropriate foot in the water and "splash" it all about.



Center Time

- **Literacy:** Cut out a construction paper copy of the cards on page 53. Place the cards facedown. A child flips two cards. If the cards show a pair of opposites, he sets them aside. If not, he turns them back over. He continues until all the cards are matched.



- **Sensory:** Set out a tub filled with warm water and a tub filled with ice water. Put a cup and a sponge in each tub. A child fills each cup by squeezing water from the sponge. She explores the warm and cold water as she works.
- **Discovery:** Set out a collection of items containing one category of opposites, such as rough and smooth or big and small. Also provide two labeled sorting trays. A child examines each item and then places it on the corresponding tray.



Songs and More

Ode to Opposites

(sung to the tune of "This Old Man")



[Up and down],
[Left and right],
[In and out], and [day and night],
Oh, these words are opposites.
They are not the same.
Now you know the opposites game!




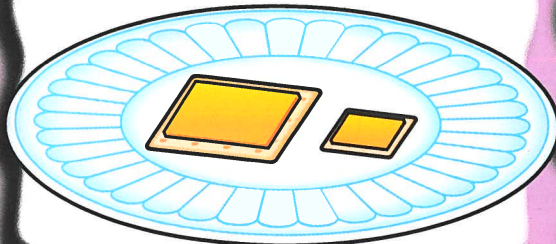
This or That

Front or back,
Above or below,
Walk or run,
Yes or no,
Quiet or loud,
In or out,
I could whisper,
But I think I'll shout!



Continue with the following: *big and small, weak and strong, wet and dry, and short and long; on and off, high and low, open and shut, and stop and go; old and new, black and white, far and near, and wrong and right*

Snacktime

-  Give each child one large cracker, one small cracker, one large piece of cheese, and one small piece of cheese. Have each student pair the small foods and the large foods. Then have him eat his opposite treats!






Art


-  Set out colorful paint and paintbrushes and give each child a sheet of paper. If a child is right-handed, encourage her to paint using her left hand. If she's left-handed, encourage her to paint using her right hand!
-  Tape a piece of sandpaper to a tabletop. Place a piece of paper on the smooth tabletop and have a child draw on the paper. Then have him move the paper on top of the rough sandpaper and complete the drawing.



Movement

-  Engage youngsters in some opposite exercise! For example, call out commands such as "reach for the sky" (have students bend down and touch the ground), "stand still as a statue" (have little ones run in place), and "stomp your feet" (have children tiptoe quietly).
-  Have youngsters pass a ball around the circle. When the ball reaches the last child, call out, "Opposite time!" prompting youngsters to pass the ball in the opposite direction.
-  Divide the class in two. Have each group line up on opposite sides of the room. On your signal, the first child in each line travels to a turn-around spot and back, giving the child moving in the opposite direction a high-five along the way. Play continues until each child has had a turn.

More Fun

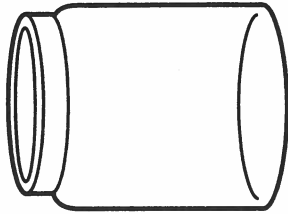
-  Replace words in familiar songs or rhymes with opposites! For example, say, "Baa, baa, *white* sheep, have you any wool? *No* sir, *no* sir, *no* bags full," "The *big, giant* spider climbed *down* the waterspout," and "Twinkle, twinkle, *great big* star." How fun!

Use with the first circle-time activity and the literacy center on page 51.



small

TEC61354




empty

TEC61354



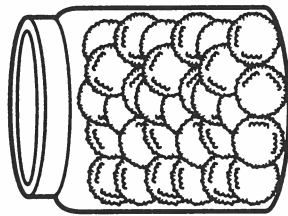
back

TEC61354



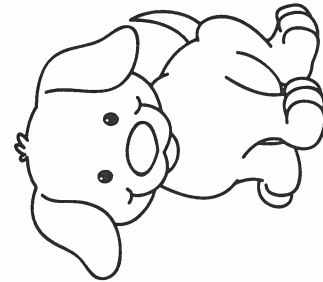
big

TEC61354



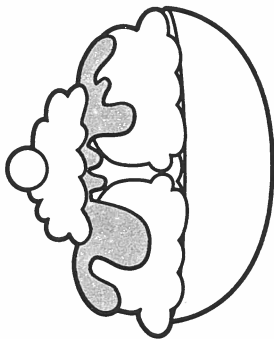
full

TEC61354



front

TEC61354




cold

TEC61354




night

TEC61354




clean

TEC61354



hot

TEC61354



day

TEC61354



dirty

TEC61354